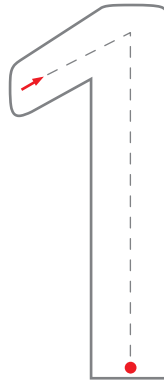



3 8 5
6 1

**TRABAJAMOS
CON LOS
NÚMEROS**

2 0 7
9 4



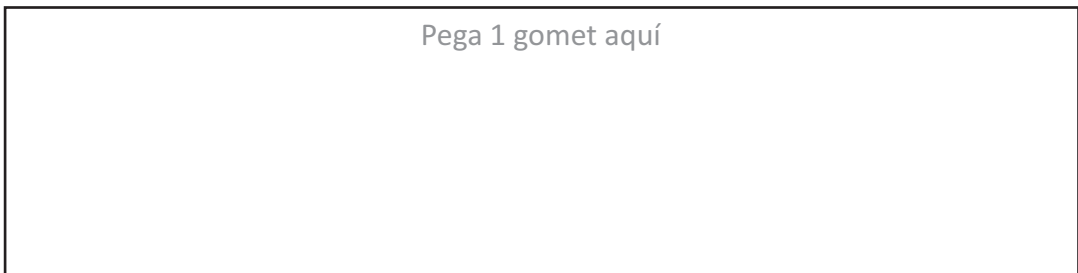
Colorea 1 flor.




Rodear los números 1 y repasar el trazo con un rotulador.


3	4	1	9	7	0
6	1	2	3	1	8
1	7	8	4	0	1

Pega 1 gomet aquí





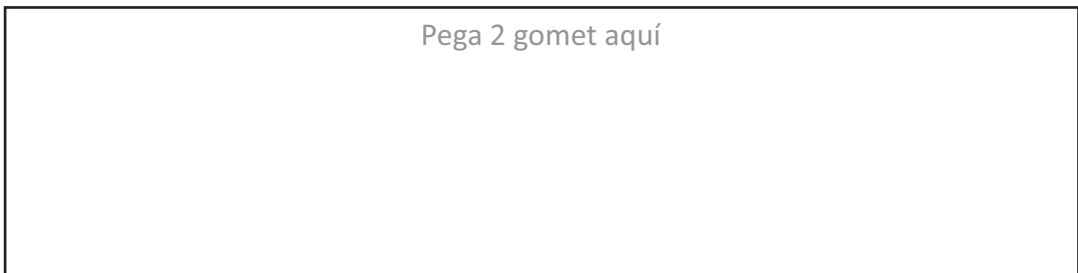
Colorea 2 pelotas.

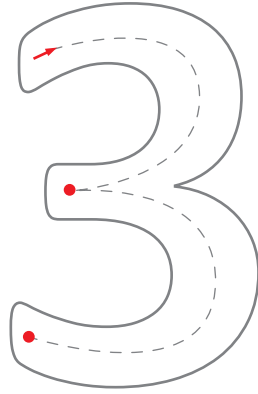


Rodear los números 2 y repasar el trazo con un rotulador.


9	2	4	5	0	8
2	6	1	3	7	2
8	3	2	6	4	5

Pega 2 gomet aquí





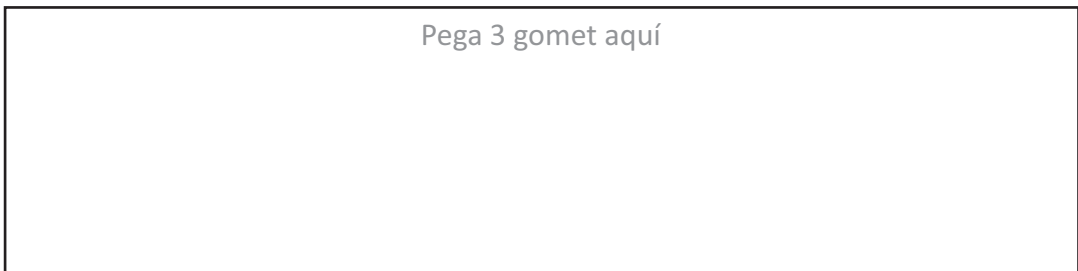
Colorea 3 estrellas.

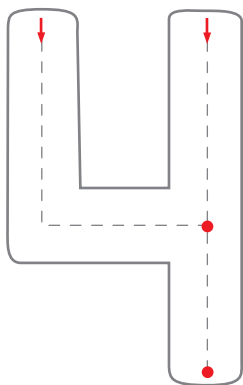


Rodear los números 3 y repasar el trazo con un rotulador.


2	8	7	3	4	1
0	9	3	2	5	4
3	1	6	8	0	3

Pega 3 gomets aquí





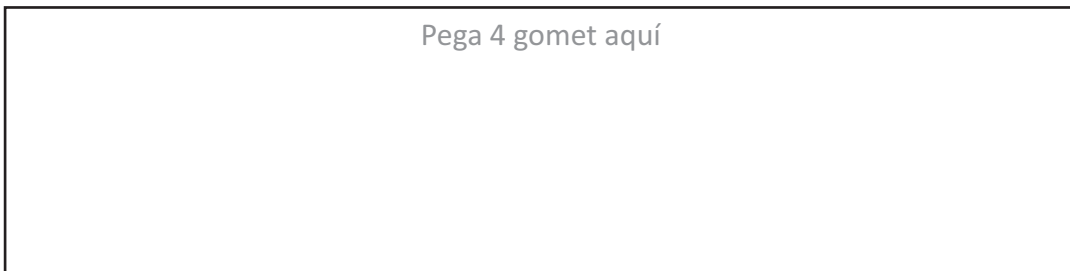
Colorea 4 corazones.




Rodear los números 4 y repasar el trazo con un rotulador.

6	1	3	4	2	8
4	2	7	0	4	9
1	8	4	3	6	7

Pega 4 gomet aquí





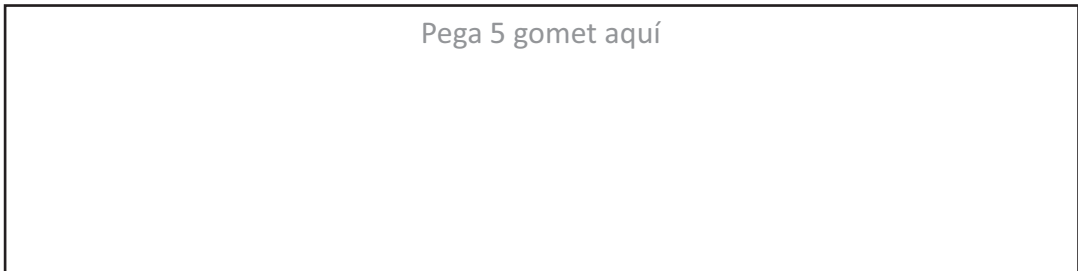
Colorea 5 aviones de papel.

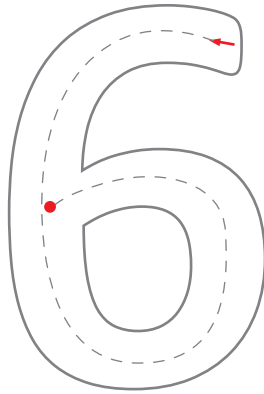


Rodear los números 5 y repasar el trazo con un rotulador.

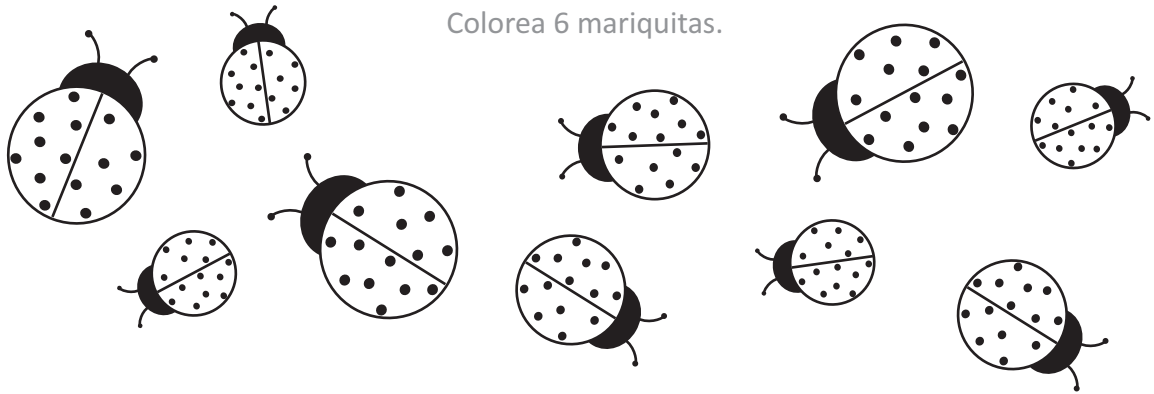
5	2	3	7	1	5
0	8	5	6	4	9
4	1	9	5	2	8

Pega 5 gomets aquí






Colorea 6 mariquitas.

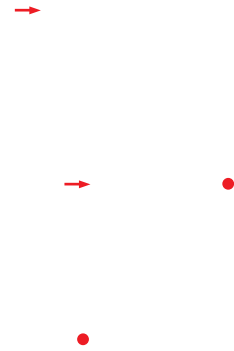
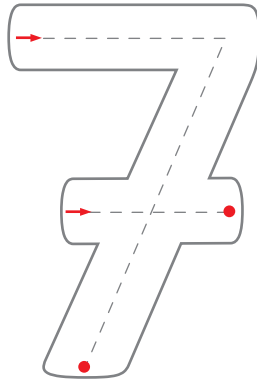


Rodear los números 6 y repasar el trazo con un rotulador.


2	9	3	1	6	4
0	8	7	6	2	3
6	3	1	2	8	6

Pega 6 gomets aquí





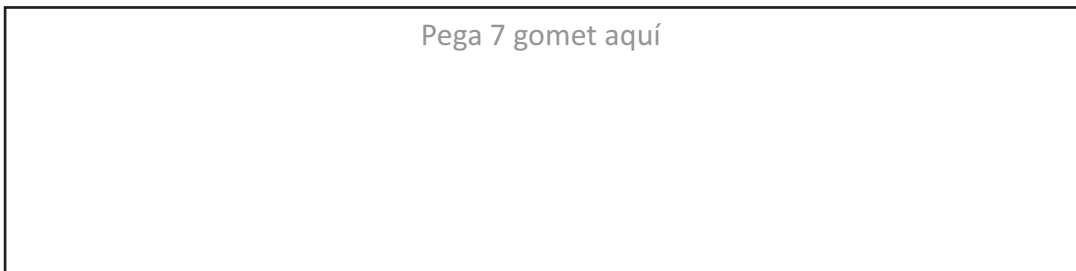
Colorea 7 molinillos.




Rodear los números 7 y repasar el trazo con un rotulador.

4	0	7	3	8	2
1	7	5	9	7	4
3	9	2	7	1	5

Pega 7 gomet aquí






Colorea 8 sonajeros.

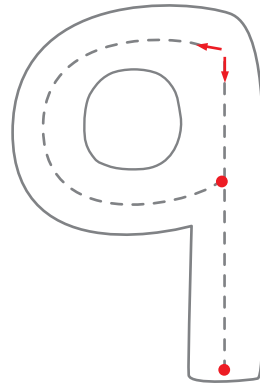


Rodear los números 8 y repasar el trazo con un rotulador.


1	7	2	6	8	0
0	8	9	4	5	3
6	3	8	1	2	8

Pega 8 gomet aquí





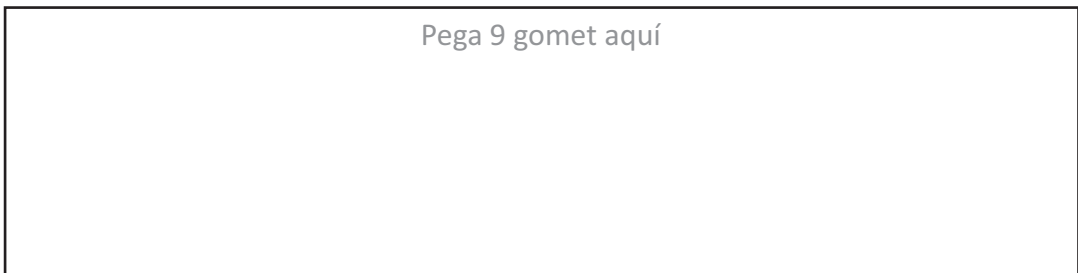
Colorea 9 helados.




Rodear los números 9 y repasar el trazo con un rotulador.


9	0	3	2	6	4
1	8	4	9	7	5
5	9	1	3	9	2

Pega 9 gomet aquí







Dibuja **2** pelos




Dibuja **9** pelos




Dibuja **4** pelos




Dibuja **5** pelos




Dibuja **1** pelo




Dibuja **8** pelos



Dibuja **6** pelos



Dibuja **3** pelos



Dibuja **7** pelos

Pon el número que falta en cada fila.

1 > > 3 > 4 > 5 > 6 > 7 > 8 > 9

1 > 2 > 3 > 4 > 5 > > 7 > 8 > 9

1 > 2 > 3 > 4 > 5 > 6 > 7 > 8 > >

> > 2 > 3 > 4 > 5 > 6 > 7 > 8 > 9

1 > 2 > 3 > > 5 > 6 > 7 > 8 > 9

1 > 2 > > 4 > 5 > 6 > 7 > 8 > 9


1 > 2 > 3 > 4 > 5 > 6 > 7 > > 9

1 > 2 > 3 > 4 > 5 > 6 > > 8 > 9


1 > 2 > 3 > 4 > > 6 > 7 > 8 > 9

Une cada número con su grupo correspondiente.



1



2





3




4

5



6


7















8




9





Une el pez de la derecha que tiene el mismo número de lunares que el de la izquierda y coloréalos igual.





Colorea el número de bolas que pone.


8 


6 


0 


5 


2 

7 









1 

4 

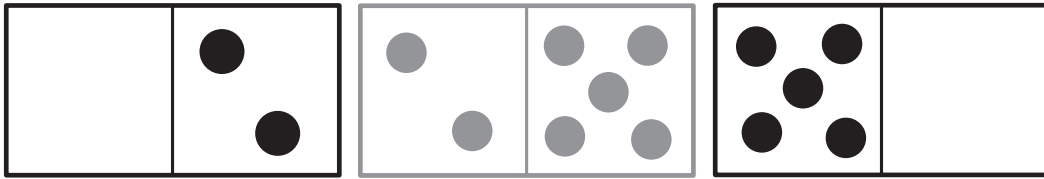
9 

3 


Dibuja el número de canicas que hay en cada bote y del mismo color que la tapa.




Dibuja las piezas centrales del dominó para que puedan emparejarse como en el ejemplo de color gris.



Colorea cada espacio del color indicado.




Cuenta los objetos que hay en cada rectángulo y escribe el número en el recuadro rojo.




Seven lollipops with pink spiral patterns on sticks are arranged in a row. To the right of the lollipops is a red square box for writing the count.




Three orange pumpkins with green stems are arranged in a row. To the right of the pumpkins is a red square box for writing the count.




Six green pencils are arranged in a row. To the right of the pencils is a red square box for writing the count.



Two red mushrooms with white spots and white stems are arranged in a row. To the right of the mushrooms is a red square box for writing the count.



Four blue bows are arranged in a row. To the right of the bows is a red square box for writing the count.



Eight maracas with pink and blue heads and yellow handles are arranged in a row. To the right of the maracas is a red square box for writing the count.